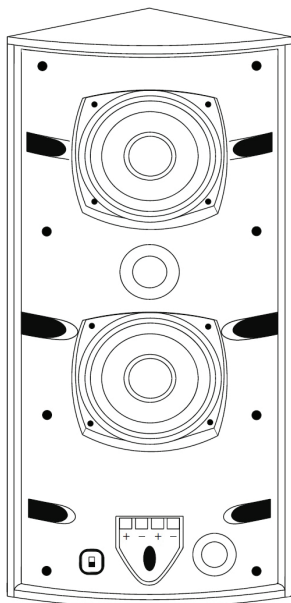


DATASHEET Ci4 AND Ci4-V



Description

Ci4-V is a feature packed compact 2-way full-range speaker with medium output and full-range bass performance. The cabinet design is exceptionally discreet while offering great sound. With a wide and uniform dispersion, full coverage can be achieved by installing relatively few speakers, which makes the Ci4-V especially suited for indoor and outdoor commercial installations.

The patented triangular design ensures fast and easy installation. The integrated mounting points allows the cabinet to mount flush in corners or onto walls and ceilings without brackets. Or for an even easier and more flexible installation - the cabinet can be mounted on two slider brackets. Cabinets can be coupled together to increase coverage to 180 or 270 degrees. The cable terminal is hidden behind the grille with the cable mounted from the rear of the cabinet, making the cable connection invisible both in vertical and horizontal applications.

The tweeter features a switchable protection circuit for added safety and the Ci4-V model can be run in either 8 ohm or 70/100 volt. In high-impedance mode, tap settings for 3.5 W - 7.5 W or 15 W output is conveniently located on the front baffle. Ci4-V is the perfect elegant speaker solution for back ground sound in commercial installations such as cafes, hotels and shops.

For enhanced bass performance, the Ci4 and Ci4-V can be teamed indoors with our C8S and C12S subwoofers.

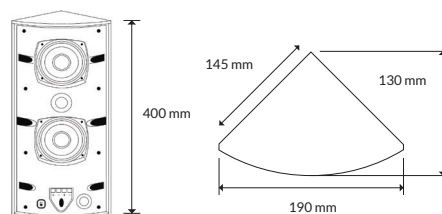
FEATURES

- 4" woofer + 4" passive radiator
- 1" silk dome tweeter
- Triangular ABS cabinet
- IP65 rated
- Switchable limiting circuit for tweeter
- Mounts without brackets or with hidden sliders
- Hidden cable connection
- Ci4: 8 Ω
- Ci4-V: Switchable 70/100 V mode/8 Ω mode

COLOURS



DATA



Sensitivity SPL / 1W @ 1m:	86 dB
Maximum SPL, Long Term:	105 dB
Maximum SPL, Peak:	111 dB
Frequency response:	60-20.000 Hz
Nominal impedance:	8 Ω
Dispersion:	100° vertical / 100° horizontal
Ingress Protection:	IP65
Recommended amplifier, Ci4:	30-60 W
Recommended amplifier, Ci4-V:	25-50 W
Ci4-V transformer taps:	70 V: 3.75, 7.5, 15 W 100 V: 7.5, 15 W
Measurements:	400 x 190 x 145 mm (15.75 x 7.48 x 5.71 in)
Weight:	Ci4: 2.7 kg (5.95 lb) Ci4-V: 3.15 kg (6.94 lb)
Colour:	White (RAL9010) Black (RAL9005)

DATASHEET Ci4 AND Ci4-V

Architectural Specifications

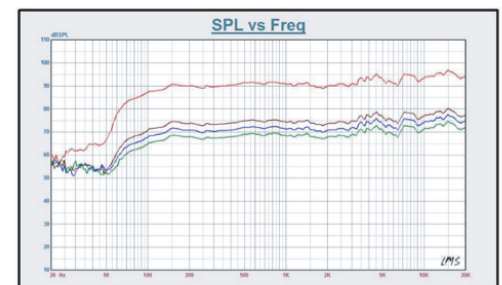
The loudspeaker system shall consist of a 4" woofer, a 4" passive radiator for extended bass performance and a 1" tweeter coupled to a wave guide with an even dispersion of nominal 100 by 100 degree. The tweeter shall be protected against damage from overpowering via a switchable limiting circuit that limits the power to the tweeter.

Specifications of a typical production shall be as follows: Sensitivity SPL / 1W @ 1m shall be 86 dB. Nominal impedance shall be 8 ohm, with minimum impedance being 7 ohm @240 Hz. Recommended amplifier for the Ci4 shall be 30-60 W and 25-50 W for the Ci4-V. Frequency response shall be from 60-20kHz +/- 3 dB.

The enclosure shall be triangular in shape with no visible cable terminals and with a 90° angle allowing the speaker to be mounted flush in corners or onto wall and ceiling without brackets using the integrated mounting points or the integrated slider system. It shall be manufactured of ABS plastic and the entire loudspeaker shall have IP65 outdoor rating. For theft deterrence, the installation points shall be hidden behind the grille. The input shall be switchable for use either at nominal 8 ohm, or on a 70 V or 100 V distributed speaker line via a built-in 15 W transformer. Selectable taps on the Ci4-V shall allow operation at 7.5 W, 15 W from a 100 V distributed speaker line, plus 3.75 W, from a 70 V line only. Speaker cable terminals shall be screw terminals placed on the front baffle. Cabinet finish shall be white or black. Outside dimensions shall be no greater than 400 mm (height) x 190 mm (width) x 145 mm (depth) and weight shall be 2,7 kg (Ci4-V: 3,15 kg).

The loudspeaker system shall be the Ci4-V by Blaze Audio (or Ci4 without high impedance mode)

FREQUENCY RESPONSE



IMPEDANCE

